ROCKWOOL B.V. / Rockpanel
Konstruktieweg 2
NL-6045 JD Roermond
www.rockpanel.com

DECLARATION OF PERFORMANCE

No. *0764-CPR-0313 – UK – vs02*

1. Unique identification code of the product type:

Rockpanel Premium A2 with visible fixing

2. Type, batch or serial number or any other element allowing identification of the construction product as required pursuant to Article 11 (4):

Backside print on the board.

3. Intended use / es

Internal and external wall and ceiling finishes.

4. Manufacturer

ROCKWOOL B.V.
Industrieweg 15
NL-6045 JG Roermond, Netherlands
Tel.: +31 475 353 353

5. System or systems of AVCP (assessment and verification of constancy of performance of the construction product) as set out in Annex V (amended by: OJ L 157, 27.5.2014, p. 76–79):

System 1 for reaction to fire and system 2+ for other characteristics

6. European Assessment Document:

EAD 090001-00-0404 for Prefabricated compressed mineral wool boards with organic and inorganic finish and with specified fastening system.

European Technical Assessment: ETA-18/0883 of 2025-10-24

Technical Assessment Body

ETA-Danmark A/S
Göteburg Plads 1, DK-2150 Nordhavn, Denmark
Tel.: +45 72 24 59 00
Fax.:+45 72 24 59 04
Internet: www.etadanmark.dk

Notified Body:

Materialprüfanstalt für das Bauwesen
Nienburger Strasse 3, D-30167 Hannover, Germany
Notified Body 0764
Tel.: +49 511 762 3104
Fax.:+49 511 762 4001
Internet: www.mpa-bau.de

and issued:

Certificate of Constancy of performance
No. 0764 – CPR – 0313 of 2025-12-22

7. Characteristics of the product

The Rockpanel Premium A2 panels are surface treated on one side with water-borne primer and a water-borne coloured paint, which has been provided with an extra anti-graffiti clear coat on top of the colour paint. The finishes “Woods”, “Stones” and “Chameleon” contain an (additional) design layer on top of the coloured paint.

The physical properties of ‘Rockpanel Premium A2 are indicated below:

Thickness	11 mm
length, max	3050 mm
width, max	1250 mm
density nominal	1250 kg/m³
bending strength	length and width f_{05} ≥ 25.5 N/mm²
Modulus of Elasticity	≥ 4740 N/mm²
Thermal conductivity	0.55 W/(m.K)

Clause 8 contains the performances of Rockpanel Premium A2.

8. Declared performance

***Table 1** – Euroclass classification of different constructions with Rockpanel Premium A2 boards*

Essential characteristics		Basic requirements for construction works BR2 – Safety in case of fire	
Harmonised technical specification		ETA-18/0883 issued on 2025-10-24 EN 13501-1	
Performance			
Fixing method	Set-up	Subframe	Euroclass
Mechanically fixed	Ventilated, with cavity ≥ 20 mm	Vertical aluminium or steel profiles	A2-s1,d0 Open 8 mm joint

Field of application
The following field of application applies.

Euroclass classification
The classification mentioned in Table 1 is valid for the following end use conditions:

Mounting
- Mechanically fixed as described in table 1, to a metal subframe.
- The panels are backed with minimum 50 mm mineral wool insulation with density 30-70 kg/m^3 according to EN 13162 with a cavity between the panels and the insulation. See section Insulation below.

Substrates:
- Concrete walls, masonry walls

Insulation:
- Ventilated constructions: The subframe is backed with minimum 50 mm mineral wool insulation with density 30-70 kg/m^3 according to EN 13162 with a cavity of minimum 20 mm for between the panels and the insulation.
- Results are also valid for a greater thickness of mineral wool insulation with the same density and the same or better reaction to fire classification.
- The results also apply to panels without insulation, if the substrate chosen according to EN 13238 is made of a panel with Euroclass A1 or A2 (e.g. fibre-cement panels).

Subframe:
- Test results are only valid for an aluminium or steel frame.

Fixings:
- The results are also valid when using smaller mounting distances.
- Test results are also valid for all the mechanical fixings

Cavity:

- Unfilled
- The depth of the cavity is minimum 20 mm.
- Test results are also valid for other higher thicknesses of air space between the back of the board and the insulation.

Joints:

- Vertical joints are without a gasket backing and horizontal joints can be open or closed with an aluminium profile.
- The result from a test with an open horizontal joint is also valid for the same type of panel used in applications with horizontal joints closed by steel or aluminium profiles.
- Max joint width: 8 mm.

The classification is valid for the following product parameters:
Thickness: Nominal 11 mm
Density: Nominal 1250 kg/m^3

Table 2 *– Performance – Water vapour permeability and water permeability*

Essential characteristics	BR3 – Hygiene, Health and environment	
Property	*Declared values*	*Harmonised technical specification*
Water vapour permeability	NPD – No performance declared	ETA-18/0883 issued on 2025-10-24
Water permeability	NPD – No performance declared	ETA-18/0883 issued on 2025-10-24

Table 3 *– Performance – Release of dangerous substances*

Essential characteristics	BR3 – Hygiene, Health and environment	
Property	*Product specification*	*Harmonised technical specification*
Dangerous substances	The kit does not contain/release dangerous substances specified in TR 034, dated April 2013*), except Formaldehyde concentration 0.0105 mg/m^3. Formaldehyde class E1. The used fibres are not potential carcinogenic No biocides are used in the Rockpanel boards No flame retardant is used in the boards No cadmium is used in the boards.	ETA-18/0883 issued on 2025-10-24

**) In addition to the specific clauses relating to dangerous substances contained in this European technical Assessment, there may be other requirements applicable to the products falling within its scope (e.g. transposed European legislation and national laws, regulations and administrative provisions). In order to meet the provisions of the Construction Products Regulation, these requirements need also to be complied with, when and where they apply.*

Table 4 *– Performance – Design value of the axial load for mechanical fixing for Rockpanel Premium A2 boards Subframe: metal*

Essential characteristics	BR4 – Safety in use				
Harmonised technical specification	ETA-18/0883 issued on 2025-10-24				
For hole diameters fixings see table 5					
Property	11 mm boards	Span in mm [a]		$X_d = X_k / \gamma_M$ in N [c]	Table in ETA
		a fixing	b board	Middle / Edge/ Corner	
Design value of the axial load $X_d = X_k / \gamma_M$	**Rivet** fixing [b]	750	750	614 / 394 / 398	12

[a] See Table 6a and 6b
[b] For specifications fixings see table 8
[c] The following material factors have been used for the Premium A2: γ_M = 2.0; γ_m = 1.6; for the connection rivet-subframe γ_M = 1.25

***Table 5** – Performance mechanical fixings – Hole diameters for Rockpanel Premium A2 boards*

Essential characteristics	BR4 – Safety in use			
Harmonised technical specification	ETA-18/0883 issued on 2025-10-24			
Fixing type [a]	Fixed hole	Moving hole	Slotted hole	Board dimension considered
Rivet	5.1	8.0	5.1 * 8.0	1200 * 3050

[a] For specifications fixings see Table 8; for installation methods see Table 6a and 6b

***Table 6a** – Performance fixings according to table 4 and 5 with the required edge distances, maximum distances and horizontal installation of boards.*

Essential characteristics	BR4 – Safety in use
Harmonised technical specification	ETA-18/0883 issued on 2025-10-24 Table 10, 11 and fig. 2

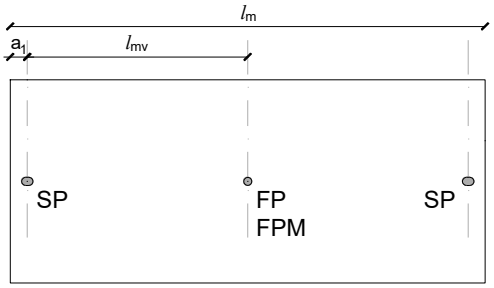

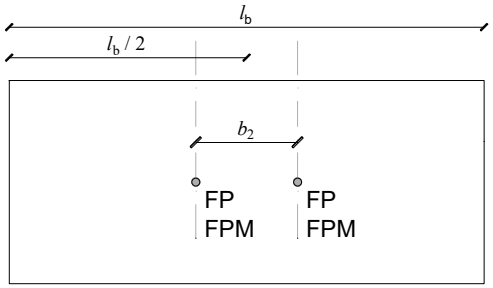

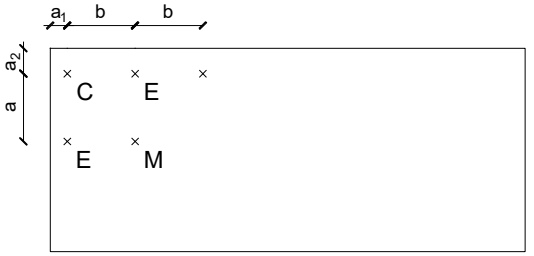

FP/SP [b]	'Fixed hole' FP and 'slotted holes' SP (according to table 5) in the middle of the vertical part of the board All the other fixings points are 'moving points'
l_m	Length max 3050 mm
l_{mv}	'moving length' ≤ 1510 mm
l_b	Length of the board
b_2	Max. 750 mm; b_2 in the central area of the board length l_b
FPM [b]	Creating a fixed point by the use of a sleeve FPM 

Location of the fastener:
M: Middle of the board
E: Edge of the board
C: Corner of the board

Fixing type	b_{max}	a_{max}	a_1	a_2
Rivet [a]	750	750	≥ 20	≥ 50

Use of sleeves for Rivet fixing		Drill hole according to Table 5	Sleeve
Subframe Aluminium	FPM – Sleeve [a] [b]	8 mm	Ø8 x 7,5 – drill hole Ø5.1
	FP – 'Fixed point' FP (according to Table 5) in central area of the vertical edge of the board.		

[a]: For correct fixing (SP, FP and SPM) a riveting tool with rivet spacer must be used (e.g. 0.3 mm).
[b]: Subframe aluminium

***Table 6b** – Performance fixings according to table 4 and 5 with the required edge distances, maximum distances and vertical installation of boards.*

Essential characteristics	BR4 – Safety in use
Harmonised technical specification	ETA-18/0883 issued on 2025-10-24 Table 10, 11 and fig. 2

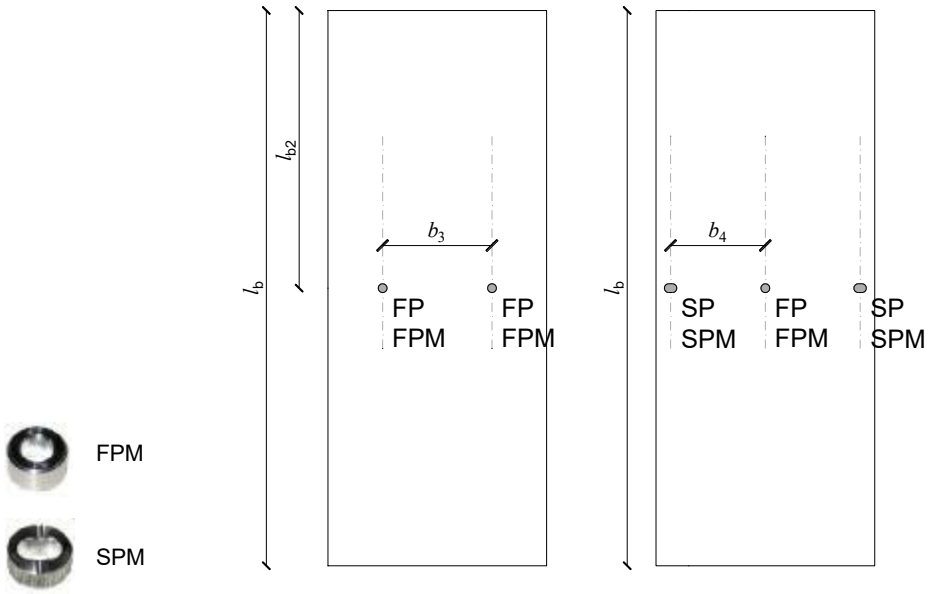

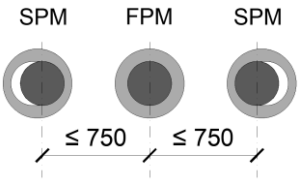

FP/SP [b]	'Fixed points' FP and 'slotted points' SP (according to Table 5) in the middle of the vertical part of the board
FPM [b]	Fixed point realized by a sleeve FPM
SPM [b]	Slotted hole realized by a side sleeve
All the other fixing points are 'moving' points.	
l_b	Length of the board
l_{b2}	Ca l_b / 2
b_3	max. 400 mm
b_4	max. 600 mm

		Drill hole according to Table 5	*Sleeve*
Subframe Aluminium	FPM – Sleeve [a] [b]	8 mm	Ø8 x 7,5 – drill hole Ø5.1
	SPM – Side sleeve [a][b]	8 mm	Ø8 x 7,5 – drill hole Ø5.1 x 6.2

[a]: For correct fixing (SP, FP and SPM) a riveting tool with rivet spacer must be used (e.g. 0.3 mm).
[b]: Subframe aluminium

***Table 7** – Performance shear strength mechanical fixings*

Essential characteristics	BR4 – Safety in use		
Harmonised technical specification	ETA-18/0883 issued on 2025-10-24		
	Fixing	*Failure load*	*Deformation*
Characteristic shear strength mechanical fixings Average values	Rivets	2194 N	4.4 mm

***Table 8** – Specifications mechanical fixings – Rivet aluminium or stainless steel [e]*

Harmonised technical specification	ETA-18/0883 issued on 2025-10-24 – Table 5			
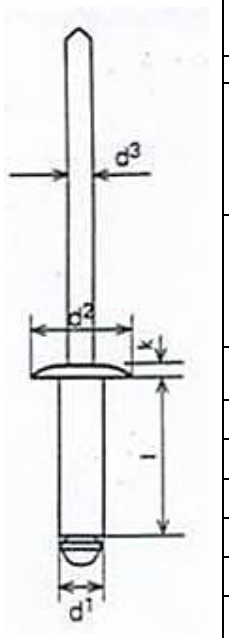	SFS Aluminium [d]	SFS Stainless steel A4 [a]	MBE Aluminium [d]	MBE Stainless steel [b]
Code	AP14-50210-S	SSO-D15-50180	FN-Al5-5x21 K14	FN-A4-5x18 K15
Body	Aluminium EN AW-5019 (AlMg5) in accordance with EN 755-2	Stainless steel material number 1.4578 in accordance with EN 10088	Aluminium EN AW-5019 (AlMg5) in accordance with EN 755-2	Stainless steel material number 1.4578 in accordance with EN 10088
Mandrel	Stainless steel material number 1.4541 in accordance with EN 10088	Stainless steel material number 1.4541 in accordance with EN 10088	Stainless steel material number 1.4541 in accordance with EN 10088	Stainless steel material number 1.4541 in accordance with EN 10088
Pull-out strength	$F_{u,5}$ = 1882 N	$F_{u,5}$ = 1339 N	$F_{u,5}$ = 1882 N	$F_{u,5}$ = 1339 N
d^1	5	5	5	5
d^2	14	15	14	15
d^3	2.7	3.25	2.7	3.25
L	21	18	21	18
k	1.5	1.5	1.5	1.5
Profile	Aluminium t ≥ 1.5 mm	Steel t ≥ 1.0 mm	Aluminium t ≥ 1.5 mm	Steel t ≥ 1.0 mm

[a]: The minimum thickness of the vertical steel profiles is 1.0 mm. The steel quality is S320GD +Z EN 10346 number 1.0250 (or equivalent for cold forming). For minimum coating thickness see [c].
[b]: The minimum thickness of the vertical steel profiles is 1.5 mm. The steel quality is EN 10025-2:2004 S235JR number 1.0038. For minimum coating thickness see [c].
[c]: The minimum coating thickness (Z or ZA) is determined by the corrosion rate (amount of corrosion loss in thickness per year) which depends on the specific outdoor atmospheric environment. The International Zinc association can be consulted for more information.
The coating designation (classification which determines the coating mass) shall be agreed between the contractor and the building owner. Alternatively a hot dip galvanized coating according to EN ISO 1461 can be used.
[d]: The aluminium is minimum AW-6060 according EN 755-2. The $R_m/R_{p0,2}$ value is ≥ 170/140 for profile T6 and ≥ 195/150 for profile T66.
[e]: For correct fixing a riveting tool with rivet spacer must be used (e.g. 0.3 mm)

***Table 9** – Performance Impact resistance*

Essential characteristics	BR4 – Safety in use	
Harmonised technical specification	ETA-18/0883 issued on 2025-10-24	
Impactor	*Category*	*Table in ETA*
Hard body [1 J]	IV	6
Hard body [3 J]	III, II and I	
Hard body [10 J]	II and I	
Soft body [10 J]	IV and III	

***Table 10 –** Performance dimensional stability*

Essential characteristics	BR4 – Safety in use		
Harmonised technical specification	ETA-18/0883 issued on 2025-10-24 Table 7		
	Length	*Width*	Table in ETA
Cumulative dimensional change [a]	0.061 %	0.064 %	7
Dry heat 23°C / 50% to 23°C / 0% (mm/m)	-0.240	-0.290	
Coefficient of thermal expansion (10^{-6} K^{-1})	9.7	9.7	
Coefficient of moisture expansion 42% RH difference after 4 days (mm/m)	0.204	0.207	

[a]: As a consequence the minimum joint width shall be 3 mm, preferably 5 mm.

Table 11 *– Resistance to hygro-thermal cycles and Xenon Arc exposure*

Essential characteristics	Aspects of durability and serviceability	
Harmonised technical specification	ETA-18/0883 issued on 2025-10-24	
		Performance
Resistance to Hygrothermal cycles		Pass
Resistance to Xenon Arc exposure *EOTA TR010 climate class S (Technical Report 010)* 5000 hours artificial weathering	Finish 'ProtectPlus'	ISO 105 A02: 4 or better

9. The performance of the product identified above is in conformity with the set of declared performances. This declaration of performance is issued, in accordance with Regulation (EU) No 305/2011, under the sole responsibility of the manufacturer identified above.

Signed for and on behalf of the manufacturer by:

ROCKWOOL B.V.
Edwin De Wolf
Managing Director

At: Roermond, The Netherlands

on: 09-03-2026

DOP in accordance with Commission Delegated Regulation (EU) No 574/2014 of 21 February 2014 amending Annex III to Regulation (EU) No 305/2011 of the European Parliament and of the Council on the model to be used for drawing up a declaration of performance on construction products, *http://eur-lex.europa.eu/legal-content/EN/TXT/?uri=celex%3A32014R0574, OJ L 159, 28.5.2014, p. 41–46*